



eCW PATIENT PORTAL healow TELEVISITS GUIDE FOR PATIENTS

This document describes how to join a healow® TeleVisits virtual appointment *via* the eClinicalWorks® Patient Portal.

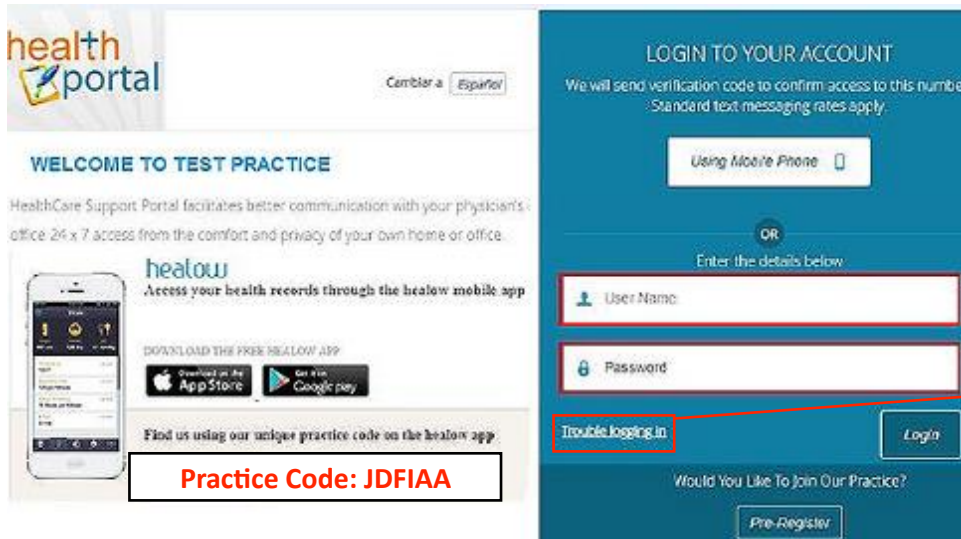
To join a televisit, you will need the following:

- A supported browser:
 - ♦ Google™ Chrome™ for macOS®, Windows®, Linux®, or Chrome OS™
 - ♦ Safari® for macOS
 - ♦ Firefox® for macOS, Windows, or Linux
 - ♦ Opera™ for macOS, Windows, or Linux
- A webcam and microphone (while using a desktop)

Starting the TeleVisit

To join the televisit:

1. Log in to the eCW Patient Portal with your username and password:

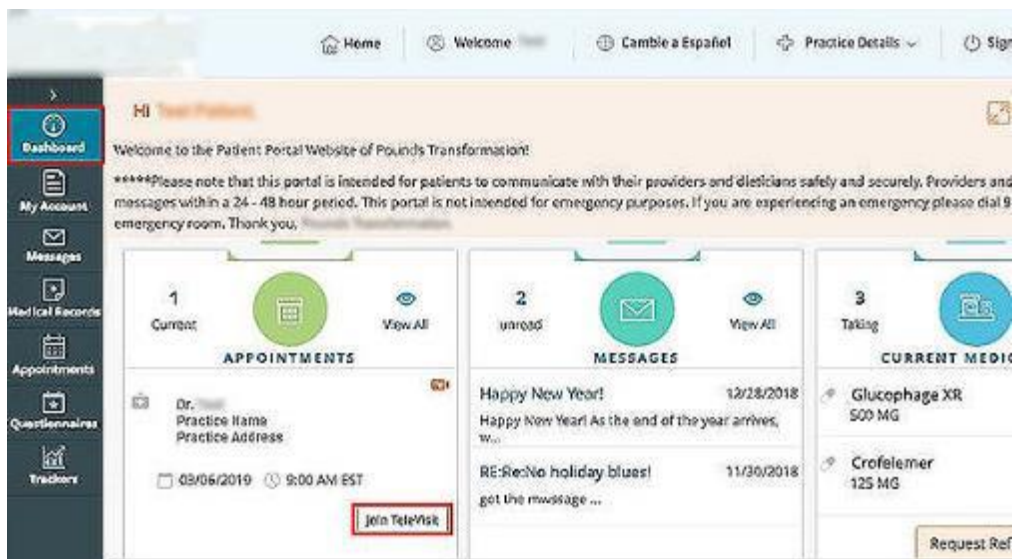


If you have already signed up for the patient portal, but forgot your username and/or password, click trouble logging in.

If you have NOT registered for the patient portal, please call the office at 718-292-2800.

Note: Contact your practice if you have not yet received your login credentials.

2. On the Patient Portal home page, click *Dashboard*.
3. In the Appointments section, click *Join TeleVisit*:



PROCEED TO NEXT PAGE

6. Enter your vitals in the *Vitals* section and then click *Submit Vitals*:

The screenshot shows the 'Vitals' section of the healow TeleVisit interface. At the top, there is a navigation bar with the healow logo, 'TeleVisit | Your Provider', 'Login', and 'Help?'. Below this, a 'Vitals' tab is highlighted with a red box. The form contains several input fields: Height (feet and inches), Weight (pounds), Blood Pressure (two fields separated by a slash), Temperature (F), Respiratory Rate (breaths per minute), and Pulse Rate (breaths per minute). At the bottom left, a 'Submit Vitals' button is highlighted with a red box. A 'Compatibility Check' link is visible on the right side of the form.

Note: Vitals are not mandatory; complete as much as you are able.

7. On the pop-up window, click *Allow*.

The healow TeleVisits system performs a compatibility check to make sure the necessary requirements, including the webcam, microphone, and Internet bandwidth, are compatible to join the televisit.

The screenshot shows the 'TeleVisit System Compatibility Check' window. At the top, there is a navigation bar with the healow logo, 'TeleVisit | 24 Jul 2019', 'Login', and 'Help?'. Below this, a 'Compatibility Check' tab is highlighted with a red box. A pop-up window is open, asking for permission to 'Use your microphone' and 'Use your camera', with 'Allow' and 'Block' buttons. The main window displays a table of system requirements:

Category	Requirement	Status
Computer	Browser Chrome 64 bit (version 75) Windows 7	✓
	Speaker Ensure your speakers are working by clicking "Play" below	✓
	Camera	✓
	Microphone	✓
Connection	Video Connection	✓
	Bandwidth	✓

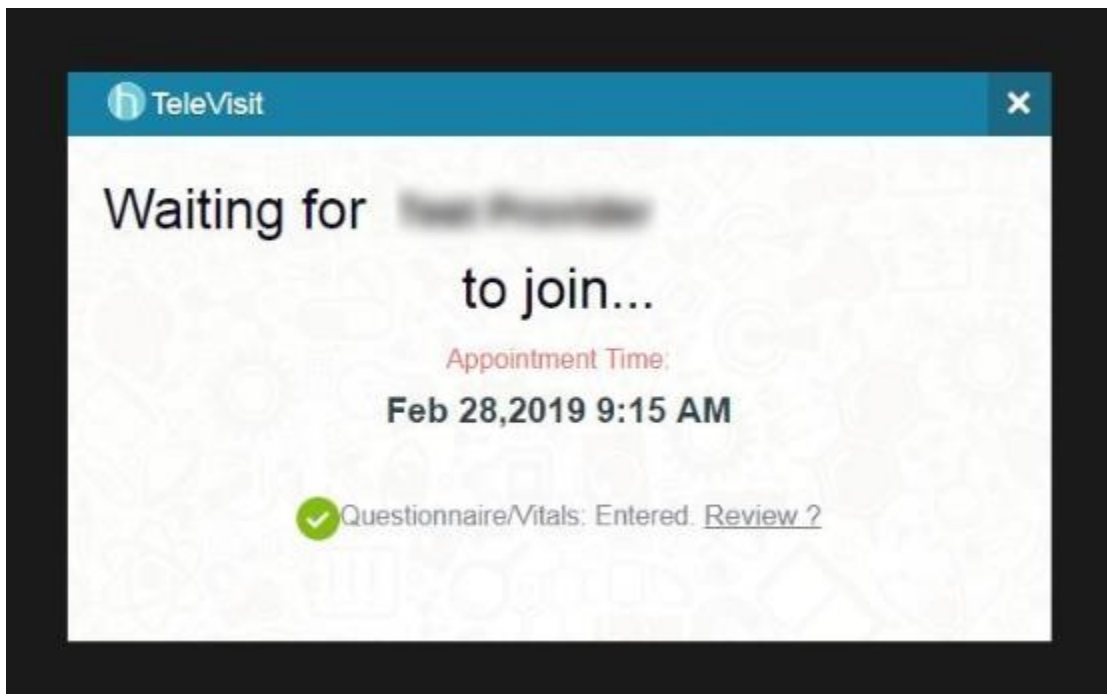
At the bottom, there are three buttons: '<< Review Vitals', 'Test Again', and 'Proceed'.

After the compatibility check is performed, the system responds with the following message:
The questionnaire and Vitals have been submitted successfully:

8. Click *Start TeleVisit*:

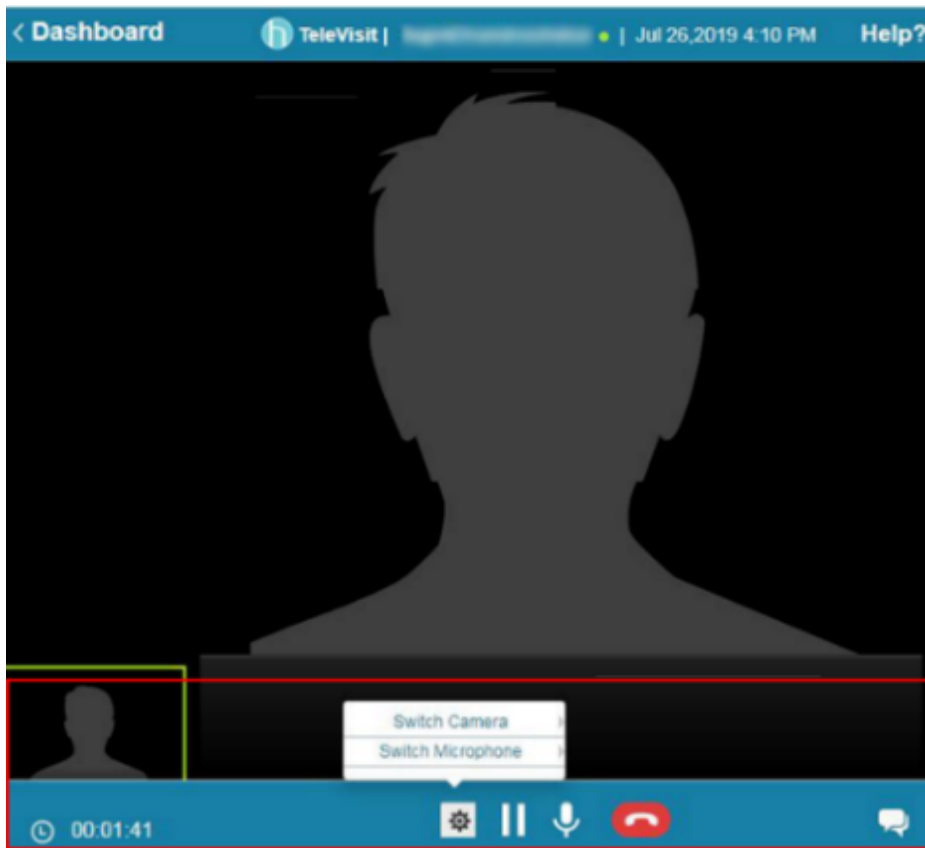


The virtual waiting room window opens, displaying the provider's name and appointment time. At the same time, the provider is notified about the televisit appointment:








When the provider joins the televisit, the *Provider and Patient Windows* opens. The duration of the televisit displays on the bottom of the window.

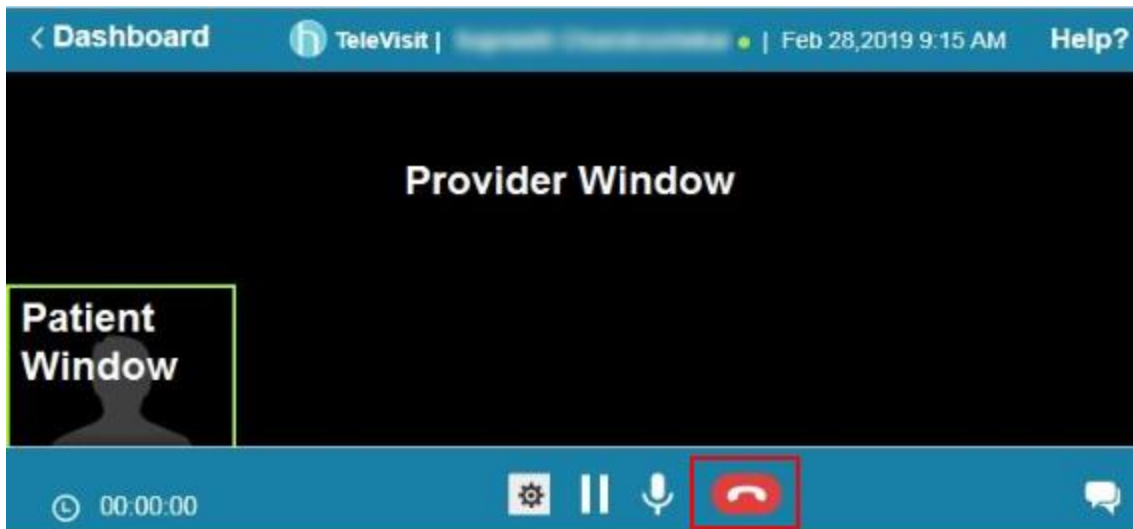
The healow TeleVisit window includes a viewing window, time duration, and camera and audio options:



The following table describes the features available on the TeleVisit window:

Features	Description
 00:01:41	Displays the duration of the visit
	Click the gear icon to view additional camera and microphone settings.
	Click to pause the visit.
	Click to mute your audio.
	Click to display the visit chat.

9. After the televisit is concluded, click the red phone icon at the bottom of the window to end the session:



APPENDIX A: DOCUMENTATION TERMS AND CONDITIONS

Documentation: This document contains information that is confidential and proprietary to healow, LLC and is intended for use solely by its authorized licensees (the “Authorized Entity”). In accordance with these conditions and contractual agreements by the Authorized Entity, this document may not be copied, displayed, distributed, published, or otherwise reproduced, otherwise used, transmitted, or in any form or otherwise made available or used by anyone other than the Authorized Entity to whom this document was originally delivered without the prior written consent of healow, LLC. Pursuant to Authorized Entity’s agreement with healow, Authorized Entities may receive copies of or access to certain written technical support or explanatory documents regarding healow’s software, healow’s services, and/or healow’s internal policies and procedures (collectively, the “Documentation”).

The examples, images, and scenarios presented in this Documentation are solely for explanatory use of healow’s software and services and should not be construed as directives for clinical or medical decisions; the Authorized Entity is ultimately and completely responsible for clinical and/or medical decisions made regarding patient care.

healow’s Documentation may contain hyperlinks to external sites and/or third-party vendors for functional, informational, or instructional purposes. Use of these external links is at the Authorized Entity’s risk.

healow assumes no responsibility for errors or omissions that may appear in this publication and reserves the right to change this publication at any time without notice. All users are instructed to consult the latest version of the Documentation at my.eclinicalworks.com for the latest updates to the Documentation at all times.

Once obtained, the distribution or posting of this proprietary document on the Internet for public and/or private use is strictly prohibited. This restriction includes Internet websites, forums, blogs, private or public portals, or any other electronic means of sharing beyond the Authorized Entity.

APPENDIX B: NOTICES

The following appendix lists the trademark and copyright information for this document.

Trademarks

eClinicalWorks®

eClinicalWorks® is a registered trademark of eClinicalWorks, LLC.

healow®

healow® is a registered trademark of eClinicalWorks, LLC.

All other trademarks or service marks contained herein are the property of their respective owners.

Apple® macOS®

Apple® and macOS® are trademarks of Apple Inc., registered in the U.S. and other countries.

Google™ Chrome™

Google™ Chrome™ is a registered trademark or service mark of Google, Inc.

Linux®

Linux® is a registered trademark of Linus Torvalds.

Microsoft® Windows®

Microsoft® and Windows® are registered trademarks of Microsoft Corporation in the United States and other countries.

Opera®

Opera® is a registered trademark of Opera Software AS (a Norwegian company) in Singapore, Norway, the European Union and other countries.